

## TEACHER REPORT

Name of Teacher	TIAN XIAO
Module	CS2030-Programming Methodology II (LABORATORY)
Academic Year/Sem	2021/2022 - SEM 2
Department	COMPUTER SCIENCE
Faculty	SCHOOL OF COMPUTING

Raters	Student
Responded	9
Invited	12
Response Ratio	75%

Note:

Class Size = Invited; Response Size = Responded; Response Rate = Response Ratio

### A. GUIDELINES FOR INTERPRETING THE REPORT

The teacher evaluation report is for developmental purposes and is meant to help identify strengths and areas for improvement. Please consider the following recommendations that will aid in interpreting the results:

1. Examine the report by taking note of patterns in order to consider how best to act on the feedback your students have taken the time to provide. Use the reflection section at the end to reflect upon how you might act on the feedback.
2. These evaluations stem from student perception and thus constitute one source of evidence among others as to the quality of your teaching. Any response to the feedback should be based on the most representative results rather than on outlying responses.
3. Upon getting a general sense as to what has gone well, and which areas may require attention and improvement, it is important to drill down to the related questions. These questions can help guide future action if feedback from students suggest areas for improvement.
4. Keep both the likert scale and written comments in mind while reading through the report. High scores (4+) suggest student consensus indicating a strength. On the other hand, low scores (2-) should be considered as an area that requires immediate developmental focus based on student feedback.

## B. NOMINATION FOR TEACHING AWARDS

	Response Count
I would like to nominate TIAN XIAO for teaching awards	5

Comment
- Explain it clearly and very willing to give advice and help
- He is very helpful
- He really deserves it, was extremely approachable and helpful, gave prompt replies for questions, provided extra materials outside of lessons as well.
- very helpful and friendly!
- He goes above and beyond to come up with teaching materials that enhances understanding

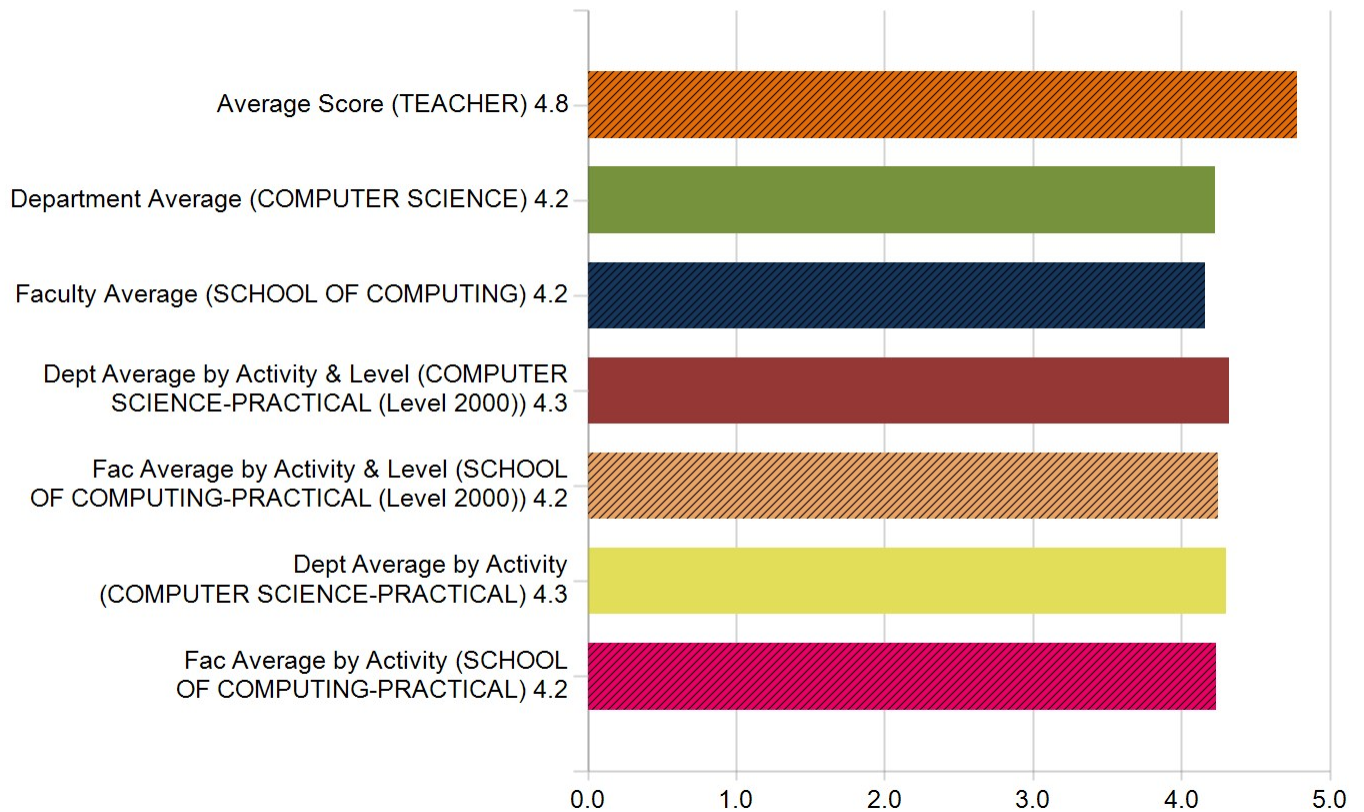
## C. STUDENT FEEDBACK SCORES

### (i) Rating Score

Question	Average Score (TEACHER)		Department Average (COMPUTER SCIENCE)		Faculty Average (SCHOOL OF COMPUTING)	
	Mean	Standard Deviation	Mean	Standard Deviation	Mean	Standard Deviation
Overall, the teacher is effective.	4.8	0.4	4.2	0.8	4.2	0.9

Question	Average Score (TEACHER)	Dept Average by Activity & Level (COMPUTER SCIENCE-PRACTICAL (Level 2000))	Fac Average by Activity & Level (SCHOOL OF COMPUTING-PRACTICAL (Level 2000))	Dept Average by Activity (COMPUTER SCIENCE-PRACTICAL)	Fac Average by Activity (SCHOOL OF COMPUTING-PRACTICAL)
	Mean	Mean	Mean	Mean	Mean
Overall, the teacher is effective.	4.8	4.3	4.2	4.3	4.2

Overall, the teacher is effective



Question	Average Score (TEACHER)		Department Average (COMPUTER SCIENCE)		Faculty Average (SCHOOL OF COMPUTING)	
	Mean	Standard Deviation	Mean	Standard Deviation	Mean	Standard Deviation
The teacher has enhanced my thinking ability.	4.8	0.4	4.2	0.8	4.2	0.8
The teacher provided timely and useful feedback.	4.8	0.4	4.2	0.8	4.2	0.9
The teacher has increased my interest in the subject.	4.8	0.4	4.2	0.9	4.1	0.9
Average of Q1-Q3	4.8	0.4	4.2	-	4.1	-

Question	Average Score (TEACHER)	Dept Average by Activity & Level (COMPUTER SCIENCE-PRACTICAL (Level 2000))	Fac Average by Activity & Level (SCHOOL OF COMPUTING-PRACTICAL (Level 2000))	Dept Average by Activity (COMPUTER SCIENCE-PRACTICAL)	Fac Average by Activity (SCHOOL OF COMPUTING-PRACTICAL)
	Mean	Mean	Mean	Mean	Mean
The teacher has enhanced my thinking ability.	4.8	4.3	4.2	4.3	4.2
The teacher provided timely and useful feedback.	4.8	4.4	4.3	4.3	4.3
The teacher has increased my interest in the subject.	4.8	4.2	4.2	4.2	4.1
Average of Q1-Q3	4.8	4.3	4.2	4.3	4.2

## Department Specific Questions

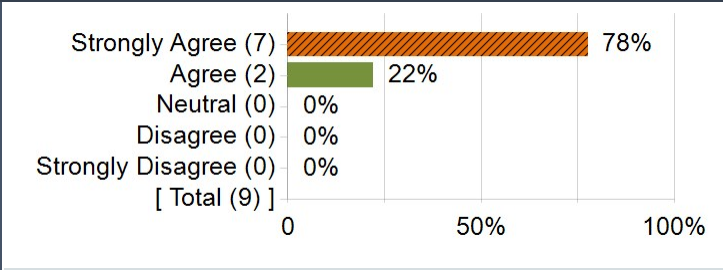
Question	Average Score (TEACHER)		Department Average (COMPUTER SCIENCE)	
	Mean	Standard Deviation	Mean	Standard Deviation
The teacher engaged me in useful interactions that have enhanced my learning.	4.6	0.5	4.2	0.8

Question	Average Score (TEACHER)		Department Average (COMPUTER SCIENCE)	
	Mean	Standard Deviation	Mean	Standard Deviation
The teacher's attitude and approach encouraged me to think and work in a creative and independent way.	4.7	0.5	4.2	0.8

Question	Average Score (TEACHER)		Department Average (COMPUTER SCIENCE)	
	Mean	Standard Deviation	Mean	Standard Deviation
The teacher cares about student development and learning.	4.8	0.4	4.2	0.8

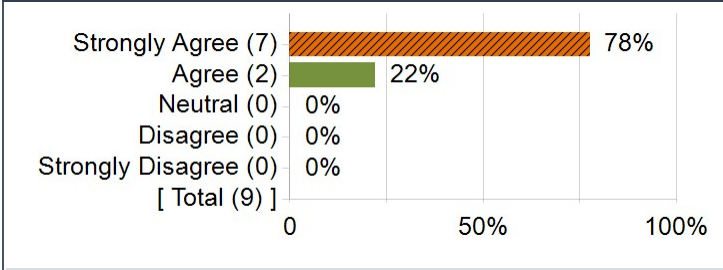
**(ii) Distribution of Responses and Additional Statistics**

**1. The teacher has enhanced my thinking ability.**



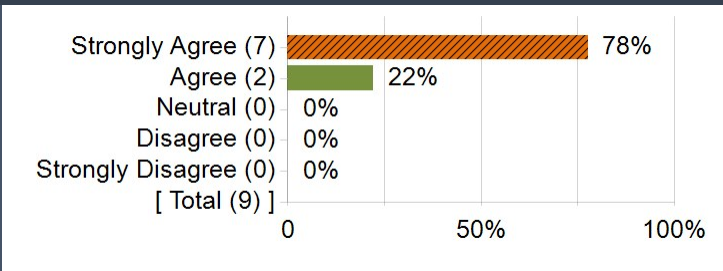
Statistics	Value
Response Count	9
Mean	4.8
Median	5.0
Mode	5
80th Percentile	5.0
Standard Deviation	0.4
Positive Feedback	100%

**2. The teacher provided timely and useful feedback.**



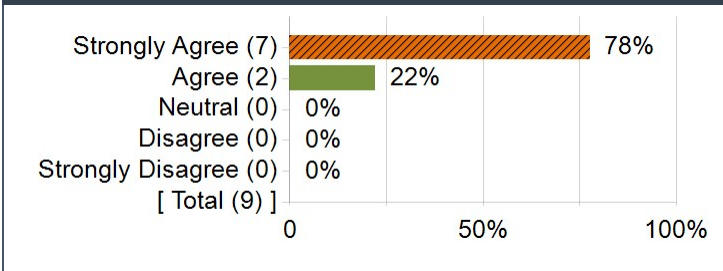
Statistics	Value
Response Count	9
Mean	4.8
Median	5.0
Mode	5
80th Percentile	5.0
Standard Deviation	0.4
Positive Feedback	100%

**3. The teacher has increased my interest in the subject.**



Statistics	Value
Response Count	9
Mean	4.8
Median	5.0
Mode	5
80th Percentile	5.0
Standard Deviation	0.4
Positive Feedback	100%

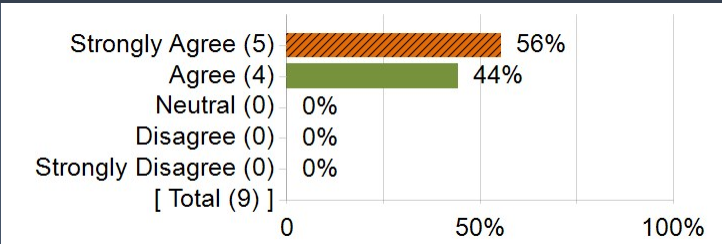
**4. Overall, the teacher is effective.**



Statistics	Value
Response Count	9
Mean	4.8
Median	5.0
Mode	5
80th Percentile	5.0
Standard Deviation	0.4
Positive Feedback	100%

**The teacher engaged me in useful interactions that have enhanced my learning.**

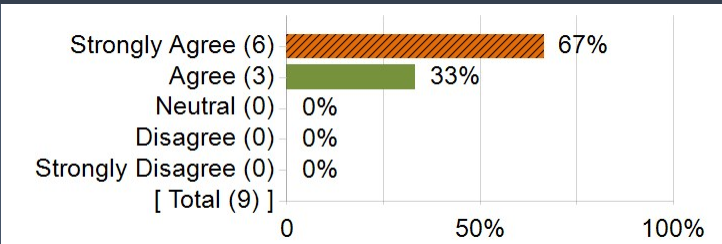
The teacher engaged me in useful interactions that have enhanced my learning.



Statistics	Value
Response Count	9
Mean	4.6
Median	5.0
Mode	5
80th Percentile	5.0
Standard Deviation	0.5
Positive Feedback	100%

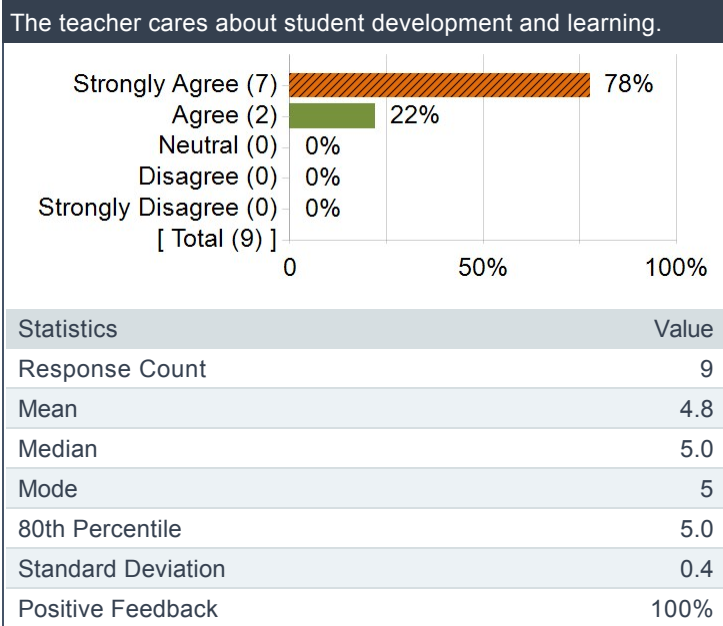
**The teacher's attitude and approach encouraged me to think and work in a creative and independent way.**

The teacher's attitude and approach encouraged me to think and work in a creative and independent way.

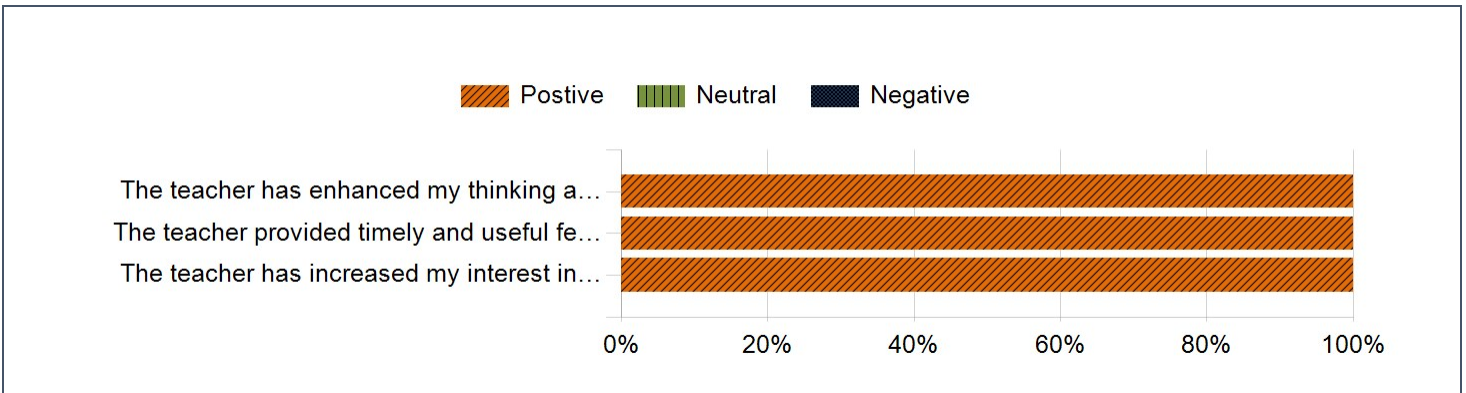


Statistics	Value
Response Count	9
Mean	4.7
Median	5.0
Mode	5
80th Percentile	5.0
Standard Deviation	0.5
Positive Feedback	100%

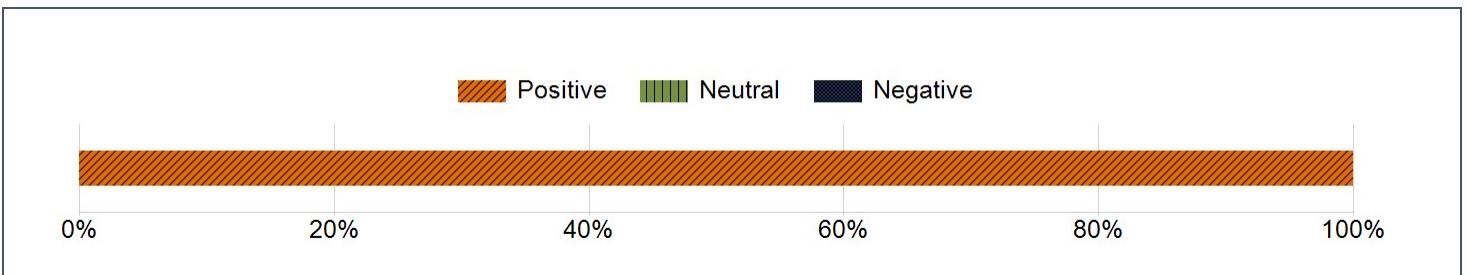
**The teacher cares about student development and learning.**



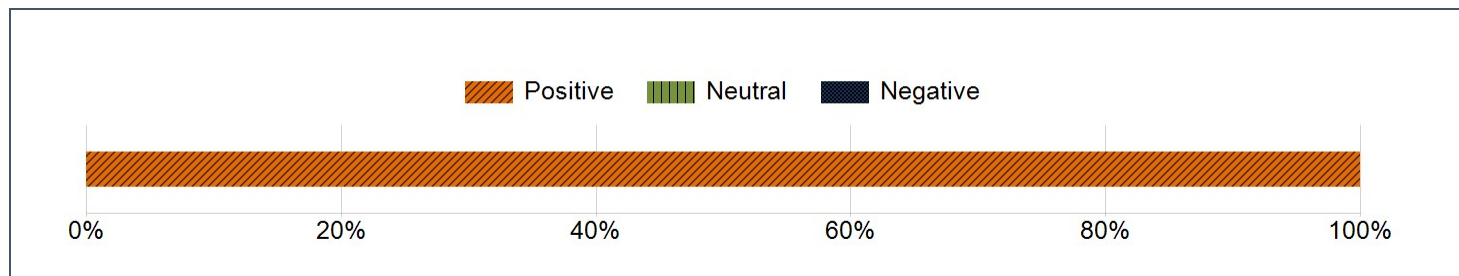
**(iii) Scale Distribution of Responses**



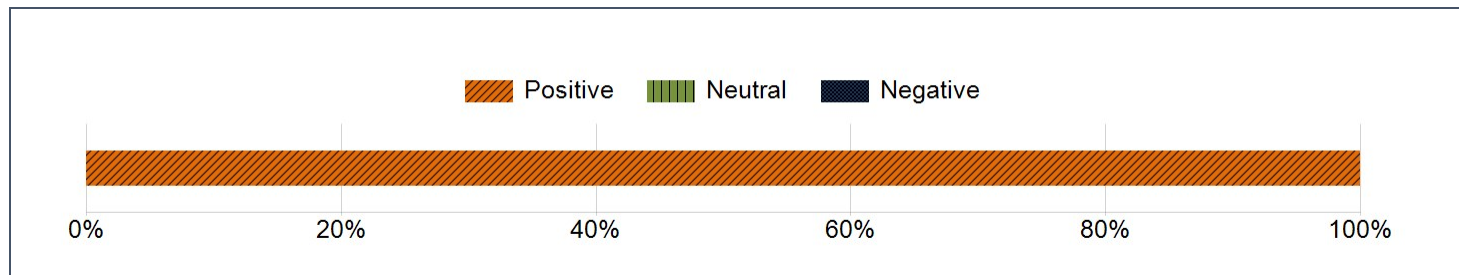
**The teacher engaged me in useful interactions that have enhanced my learning.**



The teacher's attitude and approach encouraged me to think and work in a creative and independent way.



The teacher cares about student development and learning.



**(iv) Rating Scores vs. Gender**

Question	M	F	Overall
The teacher has enhanced my thinking ability.	4.8	4.8	4.8
The teacher provided timely and useful feedback.	4.8	4.8	4.8
The teacher has increased my interest in the subject.	4.8	4.8	4.8

**D. STRENGTHS**

**What are TIAN XIAO's strengths?**

Comments
Explain it clearly and very willing to give advice and help
He is very smart and can help me understand
Extremely knowledgeable, caring, willing to help, and goes out of his way to assist students with queries despite his numerous academic commitments. Goes above and beyond to provide relevant information that he compiles himself, and ensures that all of his students are well-equipped for any test/exam. Thorough in giving examples and summaries during each tutorial for every week's content.
Very sharp and fast in identifying our gaps. Helps to break down hard topics into bite sized understandable portions for us to understand. Very clear in explaining.
very helpful. ,nice, patient and replies quickly to texts outside of class

**E. AREAS FOR IMPROVEMENT**

**What improvements would you suggest to TIAN XIAO?**

Comments
-
nil
nil



---

## **F. SELF-REFLECTION**

1. When comparing these results to the previous year's results, what areas have shown improvement?
2. What areas remain to be improved and what are the necessary steps / actions to do so?
3. Are there colleagues who could potentially guide me?
4. Are there issues that require departmental or institutional support?